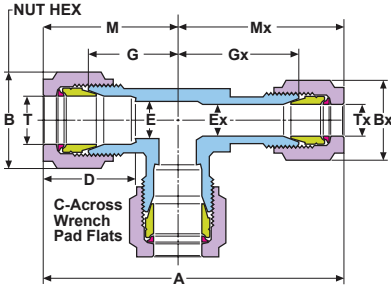


## Heat Exchanger Tee: XT



Part Number*	T		Tx		Dimensions — inches									
	Tube O.D.	Tube O.D.	A	Hex Flat	Bx	C	D	E min	Ex	G	Gx	M	Mx	
4XT2[ ]BR4	1/4	1/8	2.02	9/16	7/16	7/16	.64	.19	.13	.72	.66	1.05	.97	
8XT4[ ]BR4	1/2	1/4	2.73	7/8	9/16	11/16	.97	.42	.25	.97	.97	1.44	1.30	
8XT4[ ]BR8	1/2	1/4	2.73	7/8	9/16	11/16	.97	.42	.25	.97	.91	1.44	1.23	



### Special Ordering Instructions:

Heat Exchanger Tees are available in other fractional and metric sizes by special order. Ask your HOKE distributor for price and availability information. Specify "Heat Exchanger Tee" followed by quantity and the desired tube connection sizes.

### Example

1. Jacket and tubing O.D.
2. Process tubing O.D.
3. Specify material
4. Branch tubing O.D.
5. Metric

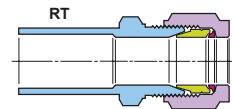
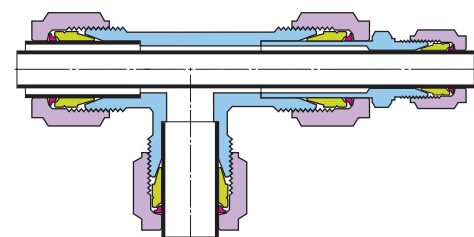
### Standard Fitting 8XT4[ ]BR8

- 1/2"
- 1/4"
- \*
- 1/2"
- 

## Heat Exchanger Tee Made With HOKE Gyrolok Tube Fittings



Assembly of Tee  
Union Tees With Full Port Reducer



Heat exchanger tees made with HOKE Gyrolok tube fittings can provide additional flexibility as well as reduce costly fitting inventories.

### Ordering Instructions

Heat Exchanger Tees can be created with standard union tees and full port reducers to allow process tubing to be inserted into and through the jacket tubing.

To order a full port reducer, add the letter "T" to the core reducer part number.

**Example:** 8RT12 316